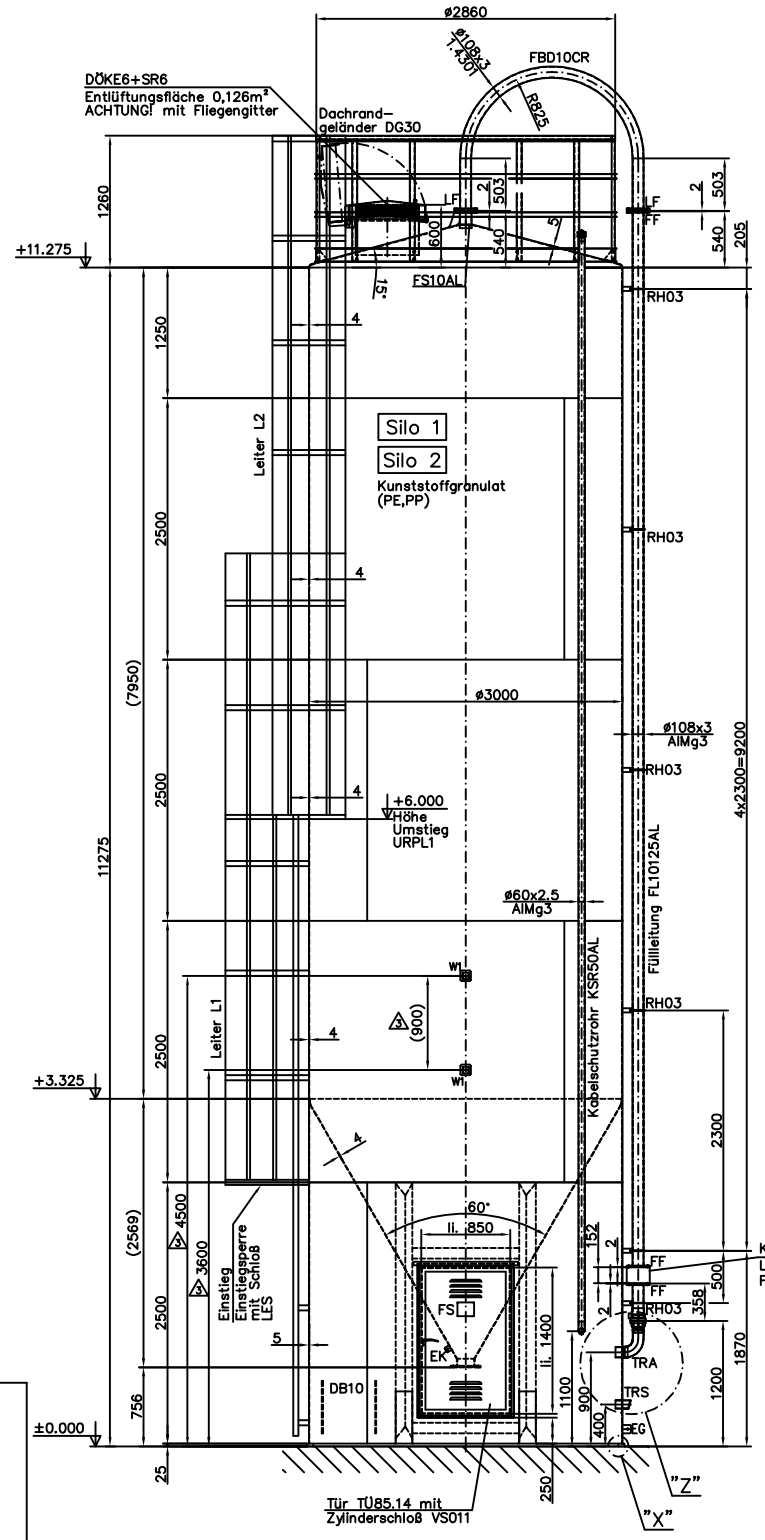

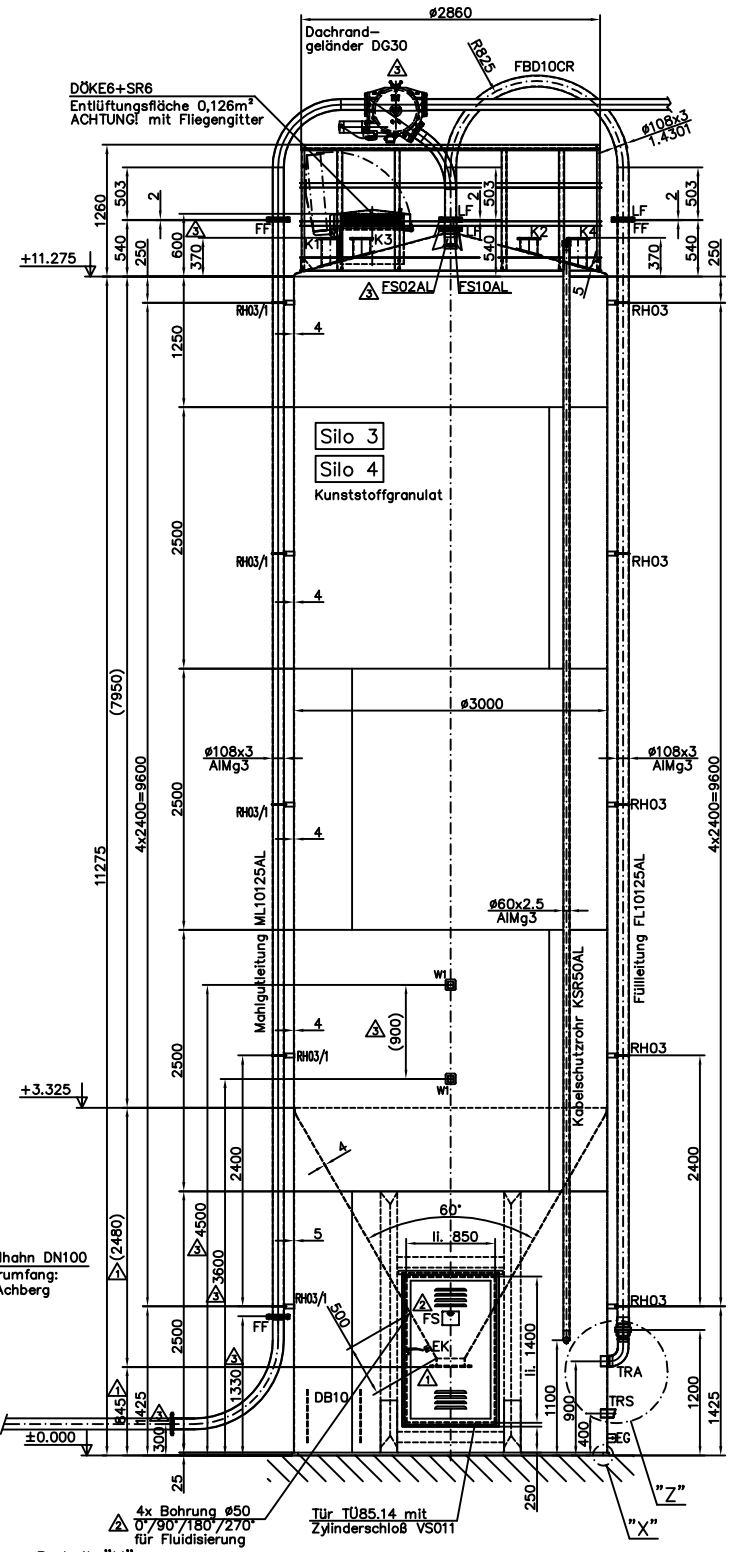

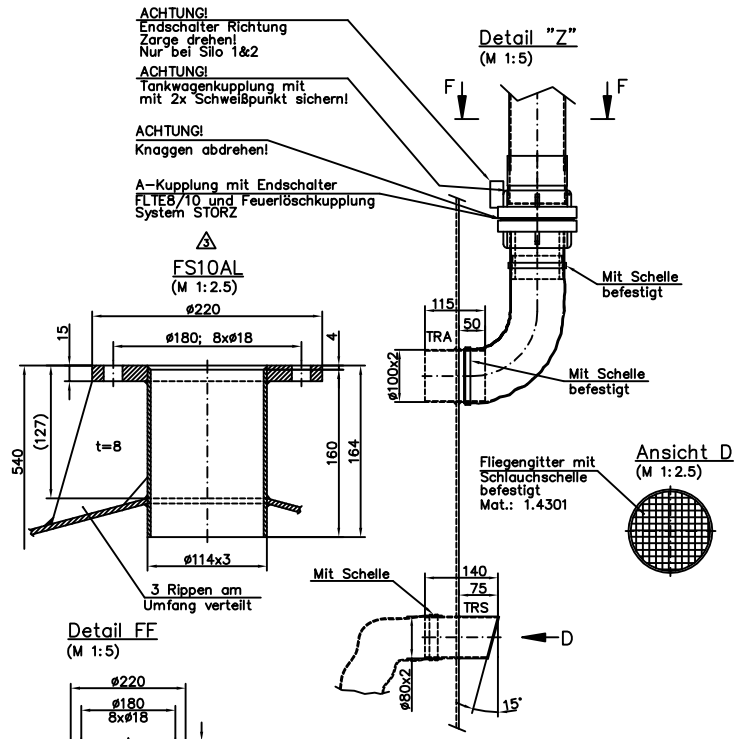

Detail "Z"
(M 1:5)

FS10AL
(M 1:2.5)

Ansicht D
(M 1:2.5)

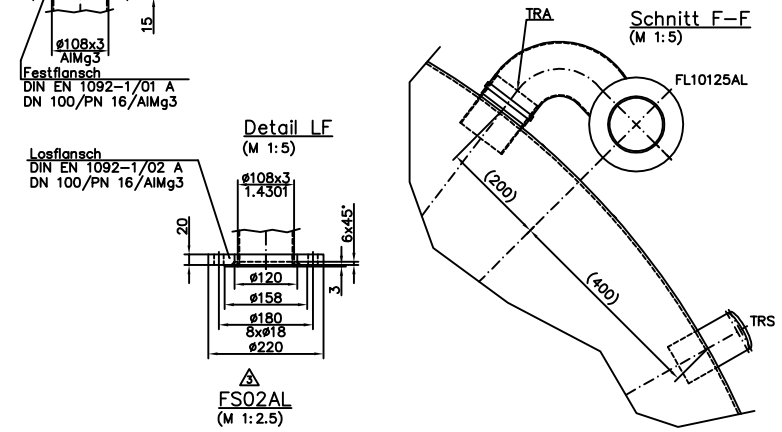

Schnitt F–F
(M 1:5)

Detail FF
(M 1:5)

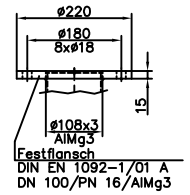

Detail LF
(M 1:5)

FS02AL
(M 1:2.5)

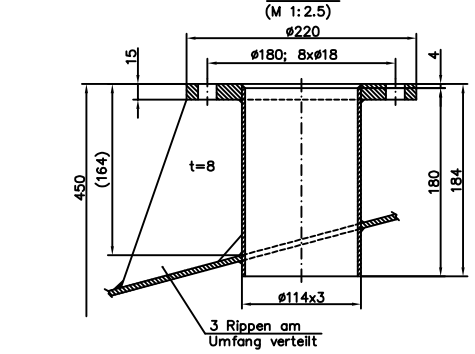

Auslauf DN250 Silo 3&4
(M 1:2.5)

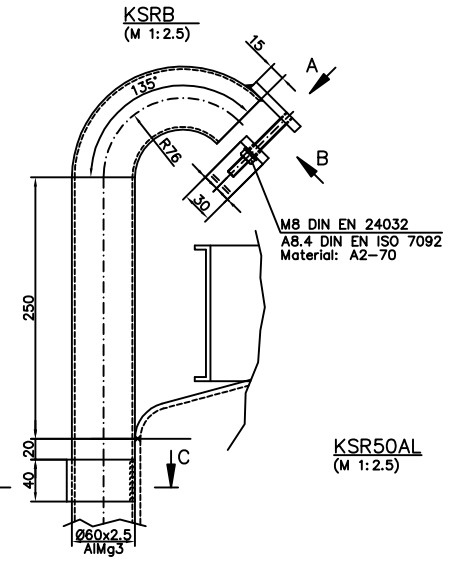

KSRB
(M 1:2.5)

Ansicht A
(M 1:2.5)

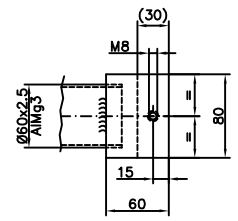

Ansicht B
(M 1:2.5)

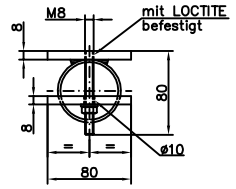

KSR50AL
(M 1:2.5)

KSRD
(M 1:2.5)

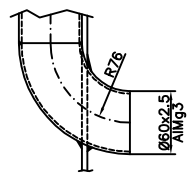

Halterung W1
(M 1:2.5)
Anzahl: 8x

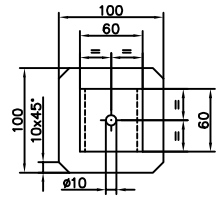

Schnitt C–C
(M 1:2.5)

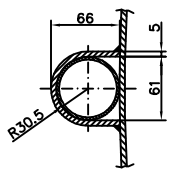

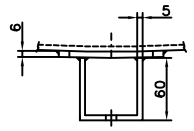

Siloquerschnitt
(M 1:2.5)

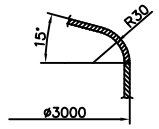

Türprofil
(M 1:2.5)

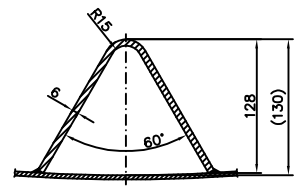

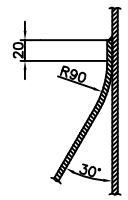

Firmenschild FS
(M 1:1)

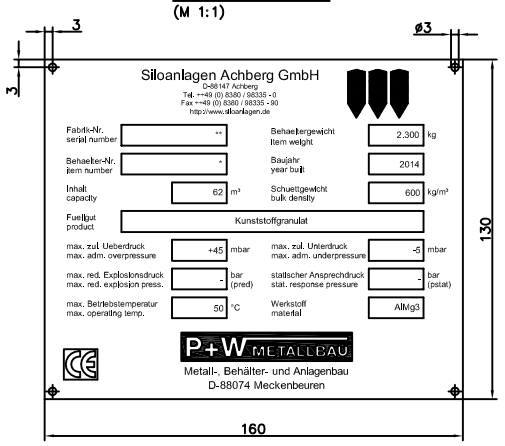

BEHÄLTER NR. (*)	FABRIK NR. (**)
Silo 1	99011063.A
Silo 2	99011063.B
Silo 3	99011063.C
Silo 4	99011063.D

Schnitt E–E
(M 1:5)

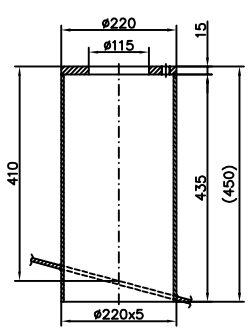

S200
(M 1:5)

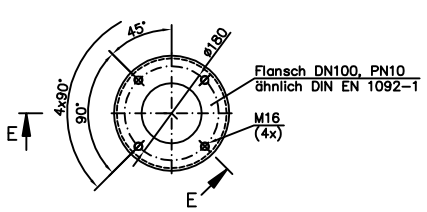

GM15
(M 1:2.5)
mit Plastik-verschluß

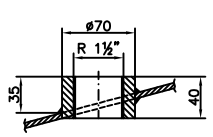

Detail "X"
(M 1:5)

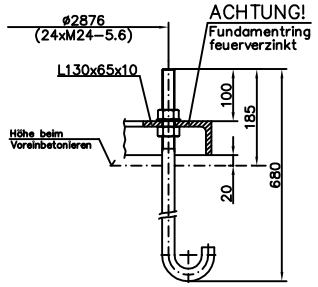

S250
(M 1:5)

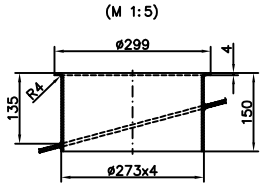

Konsole K1/2/3/4
(M 1:5)

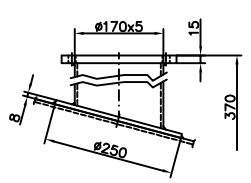

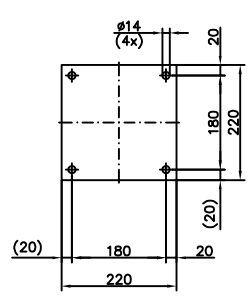

Auslauf DN150 Silo 1&2
(M 1:2.5)

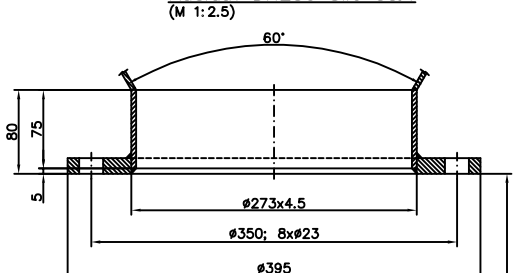

Durchbruch DB10
(M 1:10)

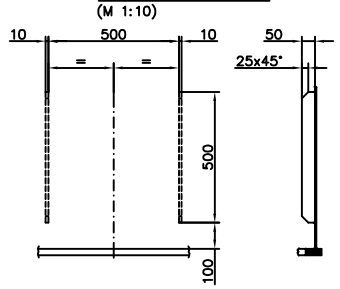

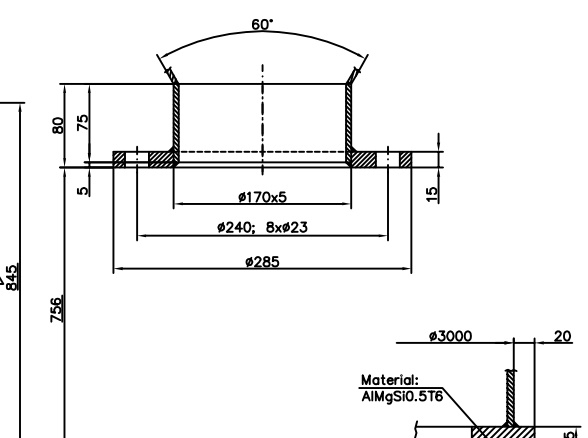

ACHTUNG!

SILO SAUBER VERSCHWEISST, INNEN GEWASCHEN! SCHWEISSSPRITZER UND GROBE UNEBENHEITEN ENTFERNT (NICHT GESCHLIFFEN!)

BEI GEWINDEN IN ALUMINIUM: GENERELL GEWINDEEINSÄTZE VERWENDEN!

LAGE DER BOHRUNGEN: ACHSFREI! AUSNAHMEN SIND GESONDERT ANGEGEBEN!

SILO–ERDUNG ERFOLGT BAUSEITS!

FÜR DIE STUTZENSTELLUNG UND DIE BAULICHE ANORDNUNG DER ZUBEHÖRTEILE IST NUR DIE DRAUFSICHT BINDEND!

"4"	Überarbeitet	04.06.14	Ap.Z.		
"3"	Überarbeitet	02.06.14	Ap.Z.		
"2"	Stp. 3/4 beschriftet	16.05.14	Ap.Z.		
"1"	Überarbeitet	14.05.14	Ap.Z.		
Zust.	Änderung	Datum	Name		

Siloanlagen Achberg GmbH
D-88147 Achberg
Tel.: ++49 (0) 8380 / 98335 - 0 Fax: ++49 (0) 8380 / 98335 - 80

	Datum	Name
Bearb.	12.05.2014	Pupplis/I.T.
Gepr.		
Norm		

Behälterwerkstoff: AlMg3
Gewicht: 2.300 kg

Maßstab: 1:25 (1:10; 1:5; 1:2.5; 1:1)

Siloanlagen Achberg GmbH

4x Lagersilo 62m³
ø3000; h=11275

99011063.02.4

Blatt 1
1 Bl.

A0